

COUNTDOWN TO CHRISTMAS!

Get Excited About *Advent*!

Preparing our family's hearts and minds to celebrate the
birth of *Christ*!



SCRIPTURES AND
ACTIVITIES FOR THE
25 DAYS OF
CHRISTMAS!

Created By: *Chere Williams*

COUNTDOWN TO CHRISTMAS
SCRIPTURES TO CELEBRATE THE BIRTH OF
CHRIST



Week 1

Sunday, December 2nd

Isaiah 40:1-5

Monday, December 3rd

Isaiah 11:1-10

Thursday, December 6th

Isaiah 61:1-3

Tuesday, December 4th

Isaiah 40:9-11

Friday, December 7th

Jeremiah 33:14-16


Wednesday, December 5th

Micah 5:2

Saturday, December 8th

Ephesians 2:8-9

Advent Activity!



You can never have too many trees! Add another small tree to your home and create an Advent Tree! Small artificial trees are great for this activity. Get little tags that you can number 1-25 and write scripture on and then hang them on the tree. Each day a family member can pull a tag off and read the scripture at dinner. I've had my Advent Tree on the porch. It's simply decorated with some burlap, white lights, and a few clip on cardinals. My daughter loves grabbing the tags after school! It's one of our favorite traditions! Not to mention it adds Christmas spirit to the neighborhood.





Week 2



Sunday, December 9th

Luke 1:26-28

Monday, December 10th

Luke 1:29-33

Thursday, December 13th

Luke 2:4-7

Tuesday, December 11th

Luke 1:38

Friday, December 14th

Luke 2:8-10

Wednesday, December 12th

Luke 2:1-3

Saturday, December 15th

Luke 2:11-13

Advent Activity!



Lighting Advent candles is a beautiful way to meditate on and celebrate the birth of Christ with your family. Advent candle lighting can be as simple or as elaborate as you wish. Basically, you just need a 5 candles. One pink , three purple, and one white candle. The 4 four colored candles go around the wreath and one is lit each week at the dinner or whenever you choose and the white candle is in the middle and is lit on Christmas Day that represents Christ. YOu can follow these scriptures and read one ach evening as you light the candle. If you have multiple kids who are old enough, let each one light the candle on a different evening.

And Unto Us A Son

Was Born...



Week 3

SUNDAY, DECEMBER 16TH

LUKE 2:14-15

Monday, December 17th

Luke 2:16-18

Thursday, December 20th

Matthew 2:1-2

Tuesday, December 18th

Luke 2:19-20

Friday, December 21st

Matthew 2:3

22nd

Wednesday, December 19th

Matthew 1:18-25

Saturday, December 22nd


Matthew 2:4-5



Advent Activity!

Create Advent Boxes! You can use any size box for this activity. Get the kids to decorate the boxes with Christmas wrapping papers, stickers, drawings, or paint them Christmas colors and number them 1-25. You can either put in little treats with a piece of paper with a scripture, or the scripture itself and hide them around the house for the kids to find! This is so much fun especially for little kids. You can also add small acts of kindness to do in each box that reflects that love of Jesus, such as bring Christmas cookies to the neighbors!





Week 4

Sunday, December 23rd

Matthew 2:6-7



Monday, December 24th

matthew 2:8-9

Tuesday, December 25th


Psalm 100



Advent Activity!

Build a soft manger for the baby Jesus. Get a box, or something that you can lay a small baby in and every day after your family reads the scriptures, let your children take a few pieces of straw and fill up the box. Then on Christmas Day lay the baby in the box!

Merry
Christmas!



ASINGLECHRISTIANMOMSADVICE.COM

©CHERE WILLIAMS 2018

BIBLE VERSES FROM NIV HOLY BIBLE